



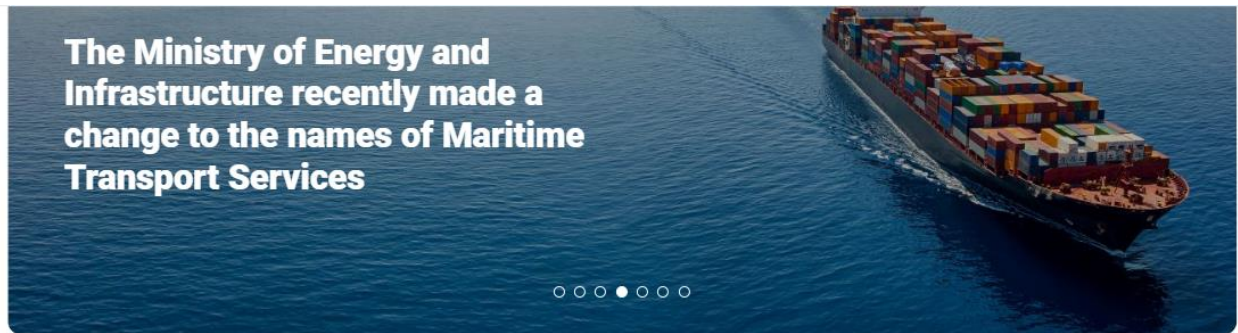
## User Manual

# Issuing small boat driving license

V 1.0

2024

1. Open MOEI website: <https://www.moei.gov.ae>
2. From the home page, go to Services Directory, choose the category “Maritime Transportation” Then select the Sub category “Pleasure boat services”. you can view the service Info or start the service immediately by clicking on Start Button



**Services**

Issuing of small boat driving license

Request Status  My Favourites

Manzali Bundle E-Services Help Proactive services Added value

Most used services  
All Services  
Zayed Housing Program  
Land Transport

Maritime Transport

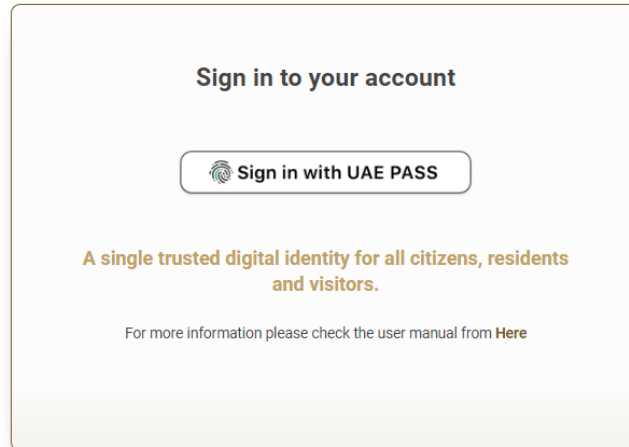
Issuing of small boat driving license

Maritime Transport

- Commercial Vessel Services (30)
- Pleasure Boat Services (13)
- Port Services (4)
- PROs Services (7)
- Seamen Affairs Services (16)



All Services >

3. Then it will redirect you to the Login page, you can login by using UAE PASS.





4. Fill the application Information.



**Issuing of small boat driving license**


 Service User Guide (pdf 0.5 MB) 


**Basic Information**


Registration Centre \*  
Dubai Centre 


License Type \* [Redacted] License Expire \*  
Please Select 


ID No \* [Redacted] Id Expiry \* [Redacted]  Date of Birth \* [Redacted] 


Gender \* Male  English Name \* [Redacted]





Arabic Name \* [Redacted] Nationality \* [Redacted] 

Area \* Dubai  Mobile Number \* [Redacted]  
Only numbers are allowed

E-mail \* [Redacted] Training Center \* MOEI 


Training Certificate Number \* [Redacted] Training Start Date \* 20/08/2024 

Training End Date \* 20/08/2024 



  Save and Continue Later  Next  Back

5. Submit the request by click on “Submit“.

### Issuing of small boat driving license



ⓘ

 Service User Guide (pdf 0.5 MB) 

#### Submit And Finish

Name \*

Mobile No \*

Only numbers are allowed

Address \*

Emirate \*

Please Select

Area \*

Please add area

Landmark (Give more details) \*

Please add Landmark


Comments


Please add comments


I, the applicant, hereby declare that all the information and documents provided for this transaction are correct; and if they are proven incorrect or there is any tampering or forgery in them, the Ministry has the right to take the necessary legal measures regarding this \*


62.50%

Form Completion

 Save and Continue Later

 Previous

 Submit

 Back

6. Fill the satisfaction survey about the eService, when the following pop-up shows up:



United Arab Emirates



نظير المتعامل  
CUSTOMER PULSE

English

#### Customer Pulse Survey

Overall, how satisfied are you about the service? \*

☆

☆

☆

☆

☆

☆

☆

Extremely Dissatisfied
Extremely Satisfied

Next



English

### Customer Pulse Survey

Based on your experience in getting the service. To what extent do you agree on the following statements?

	Extremely Disagree	Disagree	Somewhat Disagree	Neutral	Somewhat Agree	Agree	Extremely Agree
Availability & accuracy of Service information	☆	☆	☆	☆	☆	☆	☆
Ease of Service accessibility in the Smart Application	☆	☆	☆	☆	☆	☆	☆
Ease & Simplicity of Service Application Steps	☆	☆	☆	☆	☆	☆	☆
Ease and Variety of payment options	☆	☆	☆	☆	☆	☆	☆
Possibility of Service Status Tracking	☆	☆	☆	☆	☆	☆	☆
Service Completion time was reasonable & within my expectations	☆	☆	☆	☆	☆	☆	☆
Smart Application efficiency (no delays or errors in app)	☆	☆	☆	☆	☆	☆	☆
Availability of Online Support	☆	☆	☆	☆	☆	☆	☆

Previous Next



English

### Customer Pulse Survey

Is there anything else you would like to share with us?

Please select

2000 characters left

Kindly provide your mobile number or Email for follow up


Previous Submit




7. After the application is approved by the ministry, you will receive the Certificate automatically via email. However, you can also view and download the certificate from the end user dashboard through Request Status boxes Or My Application:

- a. Click on the "My Application" as shown in the image below

 Dashboard

 My Applications

 My Payments

 Notifications

 Welcome,  
Test User

- b. for searching/filtering the requests based on Reference Number/Request Date/Service Name/Request Status:

### My Applications

Services by Category

Service

My Company

Company PRO

Application Status

Keyword (Reference Number)

Use Date Range